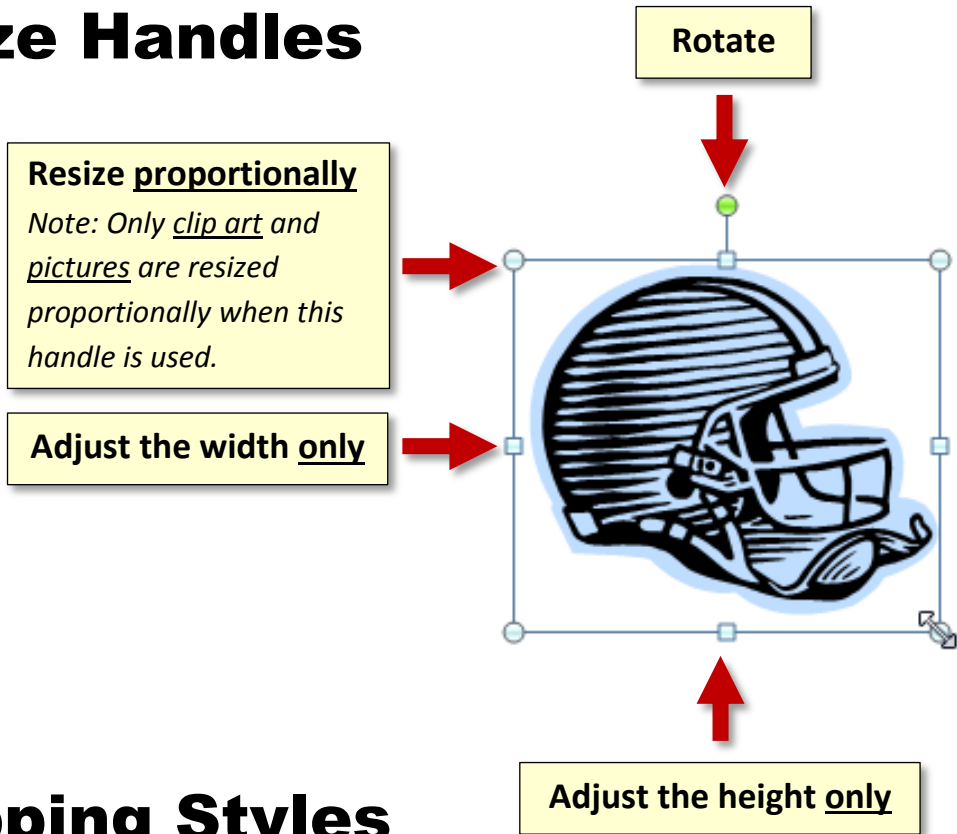









Resize Handles



Wrapping Styles

 In Line with Text	<p>The object is “inside” of the text. Makes it hard to move the object around. This is the default wrapping style for pictures and clip art.</p>
 Square  Tight  Through	<p>Makes the text “wrap around” or “hug” the object.</p>
 Top and Bottom	<p>Puts the object on its “own line”.</p>
 Behind Text	<p>Puts the object <u>behind</u> the text. Makes it easy to move the object around the document, but can make it hard to select the object.</p>
 In Front of Text	<p>Puts the object on <u>top</u> of the text. Makes it easy to move the object around the document.</p>